

Guide to Typst

22.03.2024 - v1.0 0 - for typist v0.11.0

tschinz

whynotlogic@gmail.com

HEI-Vs

Contents

1 Introduction	4
2 Installation	5
2.1 With cargo	5
2.2 MacOS	5
2.3 Linux	5
2.4 Windows	5
3 Formatting	6
3.1 Markup	6
3.2 Page Formatting	6
3.3 Space	6
3.4 Text Formatting	7
4 Elements	10
4.1 Headings	10
4.2 Lists	10
4.3 Custom Lists	11
4.4 Images	11
4.4.1 Alignment	11
4.4.2 Caption	12
4.4.3 Cluster	12
4.5 Tables	14
4.6 Icon Boxes	16
4.7 Color Boxes	17
4.8 Title Box	18
5 References	19
5.1 Links	19
5.2 Crossreferences	19
5.3 External References	19
5.4 Glossary	20
5.5 Acronym	20
6 Code	21
7 Math Equations	23
7.1 Align	23

7.2 Symbols	23
7.2.1 Accents	24
7.2.2 Equals & Operators	24
7.2.3 Scripts	24
7.2.4 Special Elements	24
7.2.5 Alphabeth	25
7.2.6 Logical	26
7.2.7 Operators	26
7.2.8 Arrows	26
7.2.9 Angles	28
7.2.10 Cool Symbols	28
7.2.11 Style	28
8 Emoji Symbols	29
Bibliography	30

Figures

Figure 1: ZNotes Icon	12
Figure 2: Multiple images one caption	12
Figure 3: Multiple images one caption	12
Figure 4: Caption left image	13
Figure 5: Caption right image	13
Figure 6: Caption topleft image	13
Figure 7: Caption topright image	13
Figure 8: Caption bottomleft image	13
Figure 9: Caption bottomright image	13
Figure 10: Some proof	23

Tables

Table 1: Table caption	14
Table 2: Links	19

Listings

Listing 1: Label inserts	19
Listing 2: Rust Code	21

Equations

Equation (1)	23
Equation (2)	23
Equation (3)	23
Equation (4)	23
Equation (5)	25
Equation (6)	25
Equation (7)	25
Equation (8)	25
Equation (9)	25
Equation (10)	25
Equation (11)	25
Equation (12)	25
Equation (13)	25
Equation (14)	25
Equation (15)	25
Equation (16)	25
Equation (17)	25
Equation (18)	25
Equation (19)	25
Equation (20)	25
Equation (21)	25
Equation (22)	25
Equation (23)	25

1 | Introduction

The goal of this document is to have the most common used elements for the markup language **typst** readily available. A detailed documentation can be found on their website: <https://typst.app/docs> It is to note that these are **my** most common used elements. For some elements custom templates are needed:

- [tablex](#)
- [myref](#)
- all files in the **00-templates/** folder such as
 - **boxes.typ**
 - **constants.typ**
 - **helpers.typ**
 - **items.typ**
 - **metadata.typ**
 - **template-***

2 | Installation

2.1 With cargo

If you use already the **rust** programming language then you can use rust to install the latest toolchain.

```
# install rust and cargo
curl https://sh.rustup.rs -sSf | sh

# install typst
cargo install --git https://github.com/typst/typst
```

2.2 MacOS

On MacOS you can use **homebrew**

```
# install homebrew
/bin/bash -c "$(curl -fsSL https://raw.githubusercontent.com/Homebrew/install/HEAD/install.sh)"

# install typst
brew install typst
```

2.3 Linux

In Linux you can use the commonly available package manager

```
brew install typst
pacman -S typst
xbps-install typst
sudo apt-get install typst
```

2.4 Windows

On Windows you can use **chocolatey**. See: <https://chocolatey.org/install>

```
# install chocolatey
# ensure to use a administrative powershell
Set-ExecutionPolicy Bypass -Scope Process -
Force; [System.Net.ServicePointManager]::SecurityProtocol =
[System.Net.ServicePointManager]::SecurityProtocol -bor 3072; iex ((New-Object
System.Net.WebClient).DownloadString('https://community.chocolatey.org/install.ps
1'))

# install typst
choco install typst
```

3 | Formatting

3.1 Markup

Name	Example	Raw
Singleline Comment		//
Multiline Comment		/* */
Paragraph break		blankline
Line break		\
bold	bold	*bold*
italic	<i>italic</i>	_italic_
monospaced	monospaced	`monospaced`
math	$x = 1$	$\\$x=1\\$
lowercase	lower	#lower("LoWeR")
uppercase	UPPER	#upper("UpPeR")
smallcaps	SMALLCAPS	#smallcaps("SmallCaps")
smartquote	"test"	#smartquote()test#smartquote()
overline	<u>overline</u>	#overline("overline")
underline	<u>underline</u>	#underline("underline")
strike	strike	#strike("strike")
sub	Text _{sub}	Text#sub("sub")
super	Text ^{super}	Text#super("super")
Label		<label>
Reference		@label

3.2 Page Formatting

```
#pagebreak() // pagebreak
#parbreak() // parbreak
\ // linebreak
```

3.3 Space

A

B

```
A #h(5cm) B,
```

C

```
C #v(0.2cm) D
```

D

3.4 Text Formatting

For the custom textsizes and colors you need to import:

```
#import "../01-tail/constants.typ": *
```

Name	Example	Raw	
Sizes	8pt text tiny text	<code>text(8pt, "8pt text")</code> <code>text(tiny "tiny text")</code>	
	9pt text smaller text	<code>text(9pt, "9pt text")</code> <code>text(smaller "smaller text")</code>	
	10pt text small text	<code>text(10pt, "10pt text")</code> <code>text(small "small text")</code>	
	11pt text normal text	<code>text(11pt, "11pt text")</code> <code>text(normal "normal text")</code>	
	14pt text large text	<code>text(14pt, "14pt text")</code> <code>text(large "large text")</code>	
	16pt text larger text	<code>text(16pt, "16pt text")</code> <code>text(larger "larger text")</code>	
	24pt text huge text	<code>text(24pt, "24pt text")</code> <code>text(huge "huge text")</code>	
	36pt text huger text	<code>text(36pt, "36pt text")</code> <code>text(huger "huger text")</code>	
	Types	Fira Sans	<code>text(font:"Fira Sans", "Fira Sans")</code>
		Fira Mono	<code>text(font:"Fira Mono", "Fira Mono")</code>
Source Sans Pro		<code>text(font:"Source Sans Pro", "Source Sans Pro")</code>	
New Computer Modern		<code>text(font:"New Computer Modern", "New Computer Modern")</code>	
New Computer Modern Sans		<code>text(font:"New Computer Modern Sans", "New Computer Modern Sans")</code>	

	start	<code>align(start){start}</code>
	end	<code>align(end){end}</code>
	left	<code>align(left){left}</code>
	center	<code>align(center){center}</code>
Alignment	right	<code>align(right){right}</code>
	top	<code>align(top){top}</code>
	horizon	<code>align(horizon){horizon}</code>
	bottom	<code>align(bottom){bottom}</code>
	center + horizon	<code>align(center + horizon){center + horizon}</code>

	black	<code>#text(fill:black)[black]</code>
	red	<code>#text(fill:red)[red]</code>
	green	<code>#text(fill:green)[green]</code>
	blue	<code>#text(fill:blue)[blue]</code>
	purple	<code>#text(fill:purple)[purple]</code>
	gray-80	<code>#text(fill:gray-80)[gray-80]</code>
	gray-70	<code>#text(fill:gray-70)[gray-70]</code>
	gray-60	<code>#text(fill:gray-60)[gray-60]</code>
	gray-50	<code>#text(fill:gray-50)[gray-50]</code>
	gray-40	<code>#text(fill:gray-40)[gray-40]</code>
	gray-30	<code>#text(fill:gray-30)[gray-30]</code>
	gray-20	<code>#text(fill:gray-20)[gray-20]</code>
	gray-10	<code>#text(fill:gray-10)[gray-10]</code>
Colors	hei-orange	<code>#text(fill:hei-orange)[hei-orange]</code>
	hei-blue	<code>#text(fill:hei-blue)[hei-blue]</code>
	hei-pink	<code>#text(fill:hei-pink)[hei-pink]</code>
	hei-yellow	<code>#text(fill:hei-yellow)[hei-yellow]</code>
	hei-green	<code>#text(fill:hei-green)[hei-green]</code>
	spl-green	<code>#text(fill:spl-green)[spl-green]</code>
	spl-blue	<code>#text(fill:spl-blue)[spl-blue]</code>
	spl-pink	<code>#text(fill:spl-pink)[spl-green]</code>
	color-info	<code>#text(fill:color-info)[color-info]</code>
	color-idea	<code>#text(fill:color-idea)[color-idea]</code>
	color-warning	<code>#text(fill:color-warning)[color-warning]</code>
	color-important	<code>#text(fill:color-important)[color-important]</code>
	color-fire	<code>#text(fill:color-fire)[color-fire]</code>
	color-rocket	<code>#text(fill:color-rocket)[color-rocket]</code>
	color-todo	<code>#text(fill:color-todo)[color-todo]</code>
	code-bg	<code>#text(fill:code-bg)[code-bg]</code>
	code-border	<code>#text(fill:code-border)[code-border]</code>

4 | Elements

4.1 Headings

```

= Heading 1
== Heading 1.1
=== Heading 1.1.1
==== Heading 1.1.1.1
...

```

4.2 Lists

- First
- Second
- Third

```

- First
- Second
- Third

```

- First
 - Second
 - Third

```

- First
  - Second
    - Third

```

- First
- Second
- Third

```

- First
- Second
- Third

```

- First
- Second
- Third

```

list(
  [First],
  [Second],
  [Third],
)

```

1. First
 1. Second
2. Third

```

+ First
  + Second
+ Third
Text
4. Fourth
+ Fifth

```

Text

4. Fourth
5. Fifth

1. First
 - a) Second
2. Third

```

+ First
  #set enum(numbering: "a")
  + Second
+ Third
Text

```

Text

4. Fourth
5. Fifth

```
4. Fourth
+ Fifth
```

4.3 Custom Lists

```
#import "../00-templates/items.typ": *
```


- item-list
- item-checkbadge
- item-checkcircle
- item-checksquare
- item-check
- item-file
- item-folder
- item-xcircle
- item-xsquare
- item-
- x

```
#item-list(content:"item-list")
#item-checkbadge(content:"item-checkbadge")
#item-checkcircle(content:"item-checkcircle")
#item-checksquare(content:"item-checksquare")
#item-check(content:"item-check")
#item-file(content:"item-file")
#item-folder(content:"item-folder")
#item-xcircle(content:"item-xcircle")
#item-xsquare(content:"item-xsquare")
#item-x(content:"item-x")
```

4.4 Images

4.4.1 Alignment

left



```
#image("../04-resources/icon.svg",
width: 2cm)
```

center



```
#align(center,
image("../04-resources/icon.svg",
width: 2cm)
)
```

right



```
#align(right,
  image("../04-resources/icon.svg",
    width: 2cm)
)
```

4.4.2 Caption



Figure 1: ZNotes Icon

```
#figure(
  image("../04-resources/icon.svg",
    width: 2cm),
  caption: [ZNotes Icon]
) <fig-icon>
```

4.4.3 Cluster

Two images one caption




Figure 2: Multiple images **one** caption

```
#figure(
  tablex(
    columns: 2,
    stroke: none,
    align: center + horizon,
    image(icon, width: 2cm), image(icon, width: 2cm)
  ),
  caption: [Multiple images *one* caption]
)
```

Four images one caption




Figure 3: Multiple images **one** caption

```
#figure(
  tablex(
    columns: 2,
    stroke: none,
    align: center + horizon,
    image(icon, width: 2cm), image(icon, width: 2cm),
    image(icon, width: 2cm), image(icon, width: 2cm),
  ),
  caption: [Multiple images *one* caption]
)
```

Two images two caption



Figure 4: Caption left image Figure 5: Caption right image

```
#align(center,
  tablex(
    columns: 2,
    stroke: none,
    align: center + horizon,
    figure(image(icon, width: 2cm), caption: [Caption left image]), figure(image(icon,
    width: 2cm), caption: [Caption right image]),
  ))
```

Four images four caption




Figure 6: Caption topleft image

Figure 7: Caption topright image




Figure 8: Caption bottomleft image

Figure 9: Caption bottomright image

```
#align(center,
  tablex(
    columns: 2,
    stroke: none,
    align: center + horizon,
```

```

figure(image(icon, width: 2cm), caption: [Caption topleft image]),
figure(image(icon, width: 2cm), caption: [Caption topright image]),
figure(image(icon, width: 2cm), caption: [Caption bottomleft image]),
figure(image(icon, width: 2cm), caption: [Caption bottomright image]),
))

```

4.5 Tables

For all `#tablex` command the appropriate module needs to be imported

```
#import "../00-templates/tablex.typ": *
```

Tables with and without caption

	Col1	Col2
Row1	cell-0-0	cell-1-0
Row2	cell-0-1	cell-1-1

	Col1	Col2
Row1	cell-0-0	cell-1-0
Row2	cell-0-1	cell-1-1

Table 1: Table caption

```

tablex(
  columns: 3,
  align: center + horizon,
  [ ] , [*Col1*] , [*Col2*],
  [*Row1*], "cell-0-0", "cell-1-0",
  [*Row2*], "cell-0-1", "cell-1-1",
)

```

```

figure(
  tablex(
    columns: 3,
    align: center + horizon,
    [ ] , [*Col1*] , [*Col2*],
    [*Row1*], "cell-0-0", "cell-1-0",
    [*Row2*], "cell-0-1", "cell-1-1",
  ),
  kind: table,
  caption: [Table Caption]
)

```

Tables with cell spans

	Col1	Col2
Row1	cell-0	cell-1-0
Row2		cell-1-1

	Col1	Col2
Row1	cell-0	
Row2	cell-0-1	cell-1-1

```

tablex(
  columns: 3,
  align: center + horizon,
  [ ] , [*Col1*] , [*Col2*],
  [*Row1*], rowspanx(2)[cell-0],
  "cell-1-0",
  [*Row2*], "cell-1-1",
)

```

```

tablex(
  columns: 3,
  align: center + horizon,
  [ ] , [*Col1*] , [*Col2*],
  [*Row1*], colspanx(2)[cell-0],
  [*Row2*], "cell-0-1", "cell-1-1",
)

```

Table Design

	Col1	Col2
Row1	cell-0-0	cell-1-0
Row2	cell-0-1	cell-1-1

Row1	Col1	Col2
cell-0-0	cell-1-0	cell-1-1
Row2	cell-0-1	cell-1-1

```
tablex(
  columns: 3,
  auto-vlines: false,
  align: center + horizon,
  [ ] , [*Col1*] , [*Col2*],
  [*Row1*], "cell-0-0", "cell-1-0",
  [*Row2*], "cell-0-1", "cell-1-1",
)
```

```
tablex(
  columns: 3,
  auto-hlines: false,
  align: center + horizon,
  [ ] , [*Col1*] , [*Col2*],
  [*Row1*], "cell-0-0", "cell-1-0",
  [*Row2*], "cell-0-1", "cell-1-1",
)
```

	Col1	Col2
Row1	cell-0-0	cell-1-0
Row2	cell-0-1	cell-1-1

```
#tablex(
  columns: 3,
  auto-lines: false,
  align: center + horizon,
  (), vlinex(stroke: blue) , vlinex(), (),
  [ ] , [*Col1*] , [*Col2*], hlinex(stroke: red),
  [*Row1*], "cell-0-0", "cell-1-0", hlinex(),
  [*Row2*], "cell-0-1", "cell-1-1",
)
```

<i>c</i>	<i>b</i>	<i>a</i>	<i>cb</i>	<i>ba</i>	<i>y</i>
0	0	0	0	0	0
0	0	1	0	0	1
0	1	0	0	0	0
0	1	1	0	1	0
1	0	0	0	0	0
1	0	1	0	0	1
1	1	0	1	0	1
1	1	1	1	1	1

```
#tablex(
  columns: 6,
  auto-vlines: false,
  auto-hlines: false,
  stroke: 0.5pt,
```

```

align: center+ horizon,
(), vlinex(), vlinex(), vlinex(stroke: 1pt), vlinex(), vlinex(stroke:1pt),
[$c$], [$b$], [$a$], [$c b$], [$b a$], [$y$], hlinex(stroke: 1pt),
[`\`], [`\`], [`\`], [`\`], [`\`], [`\`], hlinex(stroke: 0.5pt),
[`\`], [`\`], [`\`], [`\`], [`\`], [`\`], hlinex(stroke: 0.5pt),
[`\`], [`\`], [`\`], [`\`], [`\`], [`\`], hlinex(stroke: 0.5pt),
[`\`], [`\`], [`\`], [`\`], [`\`], [`\`], hlinex(stroke: 1pt),
[`\`], [`\`], [`\`], [`\`], [`\`], [`\`], hlinex(stroke: 0.5pt),
[`\`], [`\`], [`\`], [`\`], [`\`], [`\`], hlinex(stroke: 0.5pt),
[`\`], [`\`], [`\`], [`\`], [`\`], [`\`], hlinex(stroke: 0.5pt),
[`\`], [`\`], [`\`], [`\`], [`\`], [`\`], hlinex(stroke: 0.5pt),
[`\`], [`\`], [`\`], [`\`], [`\`], [`\`],
)

```

4.6 Icon Boxes

```
#import "../00-templates/boxes.typ": *
```



```
#infobox()["infobox"]
```



```
#ideabox()["ideabox"]
```



```
#warningbox()["warningbox"]
```



```
#importantbox()["importantbox"]
```



```
#firebox()["firebox"]
```




```
#rocketbox()["rocketbox"]
```



```
#todobox()["todobox"]
```



```
#iconbox(icon:"../04-resources/placeholder.svg", linecolor:
hei-blue)["iconbox"]
```

```
#iconbox(linecolor: hei-pink)["iconbox without icon"]
```

4.7 Color Boxes

```
#import "../00-templates/boxes.typ": *
```

Exercise

Some text

```
#colorbox( title: "Exercise", color:hei-blue)[Some text]
```

Attention

Some text

```
#colorbox( title: "Attention", color:hei-pink)[Some text]
```

Consider

Some text

```
#slantedColorbox( title: "Consider", color:hei-green)[Some text]
```

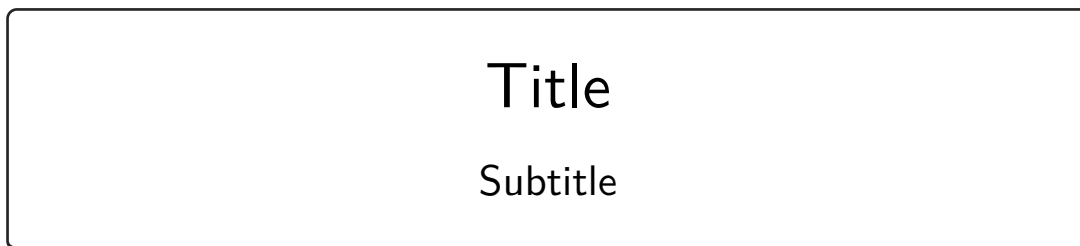
Information

Some text

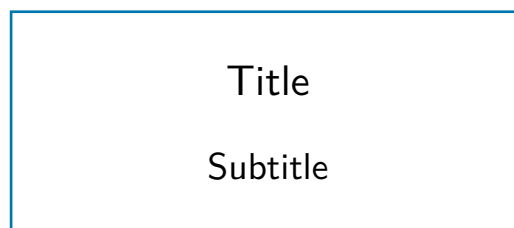
```
#slantedColorbox( title: "Information", color:hei-orange)[Some text]
```

4.8 Title Box

```
#import "../00-templates/sections.typ": *
```



```
#titlebox(title:[Title], subtitle:[Subtitle])
```



```
#titlebox(width:50%, radius:0pt, border:1pt, linecolor: hei-blue, titlesize: larger,
subtitle: large, title:[Title], subtitle:[Subtitle])
```



```
#titlebox(linecolor: hei-green, titlesize: larger, subtitlesize: large, title:[Title])
```

5 | References

5.1 Links


Example	Raw
https://example.com	<code>https://example.com</code>
https://example.com	<code>#link("https://example.com")</code>
See example.com	<code>#link("https://example.com")[See example.com]</code>
whynotlogic@gmail.com	<code>#link("mailto:whynotlogic@gmail.com")[whynotlogic@gmail.com]</code>
	<code>#link("https://tschinz.github.io/znotes")[#image(icon, width:0.5cm)]</code>

Table 2: Links

5.2 Crossreferences

In the document the following references were added.

```
= References <sec-ref>
== Links <sec-links>
#figure(image("../04-resources/icon.svg", width: 2cm)) <fig-icon>
#figure(tablex(...), kind:table) <tab-links>
#figure(align(left, raw(...)) <code-ref>
$ \sum_{k=1}^n k = (n(n+1)) / 2 $ <math-eq1> #ref(<math-eq1>)
```

Listing 1: Label inserts

They can be references as follows:

Type	Example	Raw
Section	Section 5	<code>@sec-ref</code>
Subsection	Section 5.1	<code>@sec-links</code>
Figure	Figure 1	<code>@fig-icon</code>
Table	Table 2	<code>@tab-links</code>
Code	Listing 1	<code>@code-ref</code>
Equation	Equation 1	<code>@math-eq1</code>

5.3 External References

Example	Raw
[1]	<code>#cite(label("stateoftheArt"))</code>
[1, p.7ff]	<code>#cite(<stateoftheArt>, supplement: [p.7ff])</code>
[1]	<code>@stateoftheArt</code>

5.4 Glossary

The glossary entries need to be defined in **03-tail/glossary.typ**. For the glossary functions the “import” of **00-templates/helpers.typ** is needed.

```
#import "../00-templates/helpers.typ": *
#import "../03-tail/glossary.typ": *
```

Example

Scrum

Scrum is an agile process framework for managing complex knowledge work, with an initial emphasis on software development, although it has been used in other fields and is slowly starting to be explored for other complex work, research and advanced technologies.

Raw

```
#gls-scrumm.name
```

```
#gls-scrumm.description
```

5.5 Acronym

The acronym entries need to be defined in **03-tail/glossary.typ**. For the acronym functions the “import” of **00-templates/helpers.typ** is needed.

```
#import "../00-templates/helpers.typ": *
#import "../03-tail/glossary.typ": *
```

Example

AR

AR

Augmented Reality

Augmented Reality)

Augmented Reality (AR)

Augmented Reality (AR)

Raw

```
#acr-ar.abbr
```

```
#acrshort(acr-ar.abbr)
```

```
#acr-ar.long
```

```
#acrlong(acr-ar)
```

```
#acr-ar.long (#acr-ar.abbr)
```

```
#acrfull(acr-ar)
```

6 | Code

inline monospaced string

```
`inline monospaced string`
```

```
fn main() {println!("Hello world!")}
```

```
raw(lang:"rust",
  "fn main() {println!(\"Hello world!
  \")}"
)
```

```
-- Test 2: INPUT sX, pp
opCode <= "INPUT sX, pp  ";
code <= "00010";
cIn <=
A <=
B <=
wait for clockPeriod;
assert Y = "00001010"
  report "test 2 INPUT wrong"
  severity note
```

```
raw(block:true, lang:"vhdl",
  read("code-example.vhdl"))
)
```

```
fn main() {
  println!("Hello world!")
}
```

```
```rust
fn main() {
 println!("Hello world!")
}
```
```

```
fn main() {
  println!("Hello world!")
}
```

```
#figure(
  align(left,
    ```rust
 fn main() {
 println!("Hello world!")
 }
    ```
  ),
  caption: [Rust Code],
)
```

Listing 2: Rust Code

A plugin allows to get linenumbers

```
#import "@preview/codelst:2.0.1": sourcecode
```

```
1 fn main() {
2   println!("Hello world!")
3 }
```

```
#sourcecode()[
  ```rust
 fn main() {
```

```
println!("Hello world!")
}
` `]
```

# 7 | Math Equations

## Inline math

Let  $a$  and  $b$ , and  $c$  be the side of a right-angled triangle.

Let  $a$  and  $b$ , and  $c$  be the side of a right-angled triangle.

$$\sum_{k=1}^n k = \frac{n(n+1)}{2}$$

`$\sum_{k=1}^n k = (n(n+1)) / 2$` ,

## Fullline math

$$a^2 + b^2 = c^2 \tag{1}$$

`$a^2 + b^2 = c^2$`  `<math-eq1>`

## Math with caption

$$\sum_{k=1}^n k = \frac{n(n+1)}{2} \tag{2}$$

Figure 10: Some proof

```
#figure(
 $ \sum_{k=1}^n k = (n(n+1)) / 2 $,
 caption: [Some proof]
)
```

## 7.1 Align

### Formula

$$\begin{aligned} a_1 &= b_1 + c_1 = z_1 \\ a_2 &= b_2 + c_2 - d_2 + e_2 = z_1 \end{aligned} \tag{3}$$

### Raw

```
$
a_1 = b_1 + c_1 = z_1 \ \
a_2 = b_2 + c_2 - d_2 + e_2 = z_1
$
```

$$\begin{aligned} a_1 &= b_1 + c_1 && = z_1 \\ a_2 &= b_2 + c_2 - d_2 + e_2 = z_1 \end{aligned} \tag{4}$$

```
$
a_1 &= b_1 + c_1 &= z_1 \ \
a_2 &= b_2 + c_2 - d_2 + e_2 &= z_1
$
```

## 7.2 Symbols

This is an incomplete list for all symbols goto [here](#)

Outside of the `$$` math environment the symbols can be accessed with `.`

### 7.2.1 Accents

Symbol	Raw	Symbol	Raw	Symbol	Raw
$\grave{x}$	<code>\$grave(x)\$</code>	$\acute{x}$	<code>\$acute(x)\$</code>	$\hat{x}$	<code>\$hat(x)\$</code>
$\tilde{x}$	<code>\$tilde(x)\$</code>	$\breve{x}$	<code>\$breve(x)\$</code>	$\dot{x}$	<code>\$dot(x)\$</code>
$\ddot{x}$	<code>\$dot.double(x)\$</code>	$\ddot{x}$	<code>\$dot.triple(x)\$</code>	$\overset{\cdot}{x}$	<code>\$dot.quad(x)\$</code>
$\text{\AA}$	<code>\$diaer(x)\$</code>	$\mathring{x}$	<code>\$circle(x)\$</code>	$\mathring{x}$	<code>\$acute.double(x)\$</code>
$\text{\v{x}}$	<code>\$caron(x)\$</code>	$\vec{x}$	<code>\$arrow(x)\$</code>	$\vec{x}$	<code>\$arrow.l(x)\$</code>
$\cancel{x}$	<code>\$cancel(x)\$</code>	$\bar{x}$	<code>\$macron(x)\$</code>	$\overline{xyz}$	<code>\$overline(xyz)\$</code>
$\overline{xyz}$	<code>\$overline(xyz)\$</code>	$\underbrace{xyz}$	<code>\$underbrace(xyz)\$</code>	$\overbrace{xyz}$	<code>\$overbrace(xyz)\$</code>
$\underbrace{xyz}$	<code>\$underbracket(xyz)\$</code>	$\overbrace{xyz}$	<code>\$overbracket(xyz)\$</code>	$\overbrace{xyz}$	<code>\$overbracket(xyz)\$</code>

### 7.2.2 Equals & Operators

Symbol	Raw	Symbol	Raw	Symbol	Raw
$=$	<code>=\$=\$</code>	$=$	<code>\$eq\$</code>	$\neq$	<code>\$eq.not\$</code>
$\neq$	<code>\$!=\$</code>	$\equiv$	<code>\$equiv\$</code>	$\neq$	<code>\$equiv.not\$</code>
$\simeq$	<code>\$tilde.eq\$</code>	$\not\equiv$	<code>\$tilde.eq.not\$</code>	$=$	<code>\$eq.small\$</code>
$\geq$	<code>\$gt.eq\$</code>	$\not\geq$	<code>\$gt.eq.not\$</code>	$\leq$	<code>\$lt.eq\$</code>
$\not\geq$	<code>\$lt.eq.not\$</code>	$\approx$	<code>\$approx\$</code>	$\cong$	<code>\$approx.eq\$</code>
$\not\approx$	<code>\$approx.not\$</code>	$:$	<code>\$colon\$</code>	$:=$	<code>\$colon.eq\$</code>
$=:$	<code>\$eq.colon\$</code>	$::=$	<code>\$colon.double.eq\$</code>	$+$	<code>\$+\$</code>
$+$	<code>\$plus\$</code>	$+$	<code>\$plus.small\$</code>	$\pm$	<code>\$plus.minus\$</code>
$\oplus$	<code>\$plus.circle\$</code>	$-$	<code>\$-\$</code>	$-$	<code>\$minus\$</code>
$\mp$	<code>\$minus.plus\$</code>	$\ominus$	<code>\$minus.circle\$</code>		

### 7.2.3 Scripts

Symbol	Raw	Symbol	Raw	Symbol	Raw
$x_1$	<code>\$x_1\$</code>	$x_{12}$	<code>\$x_(12)\$</code>	$x_1$	<code>\$scripts(x)_1\$</code>
$x_1$	<code>\$x_1\$</code>	$x_{12}$	<code>\$x_(12)\$</code>	$x_1$	<code>\$scripts(x)_1\$</code>
$x_1^2$	<code>\$x_1^2\$</code>	$x_{12}^{34}$	<code>\$x_(12)^(34)\$</code>	$x_1^2$	<code>\$scripts(x)_1^2\$</code>
$\overset{2}{x}_1$	<code>\$x_1^2\$</code>	$x_{12}^{34}$	<code>\$x_(12)^(34)\$</code>	$x_1^2$	<code>\$scripts(x)_1^2\$</code>

### 7.2.4 Special Elements



Symbol	Raw	Symbol	Raw
$\binom{n}{k}$	(5) <code>\$ binom(n, k) \$</code>	$\begin{bmatrix} 1 \\ 2 \end{bmatrix}$	(6) <code>\$ vec(1, 2, delim: "[") \$</code>
$\begin{bmatrix} 1 \\ 2 \end{bmatrix}$	(7) <code>\$ round(1, 2) \$</code>	$\begin{pmatrix} 1 & 2 \\ 3 & 4 \end{pmatrix}$	(8) <code>\$ mat(1,2; 3,4) \$</code>
$\begin{pmatrix} 1 & 2 & \dots & 10 \\ 2 & 2 & \dots & 10 \\ \vdots & \vdots & \ddots & \vdots \\ 10 & 10 & \dots & 10 \end{pmatrix}$ (9)	<pre>\$ mat(   1, 2, ..., 10;   2, 2, ..., 10;   dots.v, dots.v, dots.down, dots.v;   10, 10, ...,   10; ) \$</pre>	$\sum a_k$	(10) <code>\$ sum a_k \$</code>
$\sum_{k=0}^n a_k$	(11) <code>\$ sum_(k=0)^n a_k \$</code>	$\sum_{k=0}^n a_k$	(12) <code>\$ scripts(sum)_(k=0)^n a_k \$</code>
$\sqrt[3]{x}$	(13) <code>\$ root(3, x) \$</code>	$f(x, y) := \begin{cases} 1 & \text{if } \frac{x \cdot y}{2} \leq 0 \\ 2 & \text{if } x \text{ is even} \\ 3 & \text{if } x \in \mathbb{N} \\ 4 & \text{else} \end{cases}$	(14)
$\frac{1}{2}$	(16) <code>\$ frac(1,2) \$</code>	$\frac{1}{2}$	(15) <code>\$ 1/2 \$</code>
$\frac{x+1}{x+2}$	(18) <code>\$ ((x+1))/(x+2) \$</code>	$\frac{x+1}{x+2}$	(17) <code>\$ (x+1)/(x+2) \$</code>
$n! = \prod_{k=1}^n k$	(20) <code>\$ product_(k=1)^n k \$</code>	$\prod$	(19) <code>\$ product \$</code>
$\int$	(22) <code>\$ integral \$</code>	$n! = \prod_{k=1}^n k$	(21) <code>\$ n! = scripts(product)_(k=1)^n k \$</code>
		$\int_a^b f(x)$	(23) <code>\$ integral \$</code>

### 7.2.5 Alphabeth

Symbol	Raw
--------	-----

$\alpha\beta\gamma\delta\epsilon\zeta\eta\theta\iota\kappa\lambda\mu\nu\xi\omicron\rho\sigma\tau\upsilon\varphi\chi\psi\omega$	<code>\$alpha beta gamma delta epsilon zeta eta theta iota kappa lambda mu nu xi omicron pi rho sigma tau upsilon phi chi psi omega\$</code>
ΑΒΓΔΕΖΗΘΙΚΑΜΝΞΟΠΡΣΤΥΦΧΨΩ	<code>\$Alpha Beta Gamma Delta Epsilon Zeta Eta Theta Iota Kappa Lambda Mu Nu Xi Omicron Pi Rho Sigma Tau Upsilon Phi Chi Psi Omega\$</code>
ABCDEFGHIJKLMNOPQRSTUVWXYZ	<code>\$AA BB CC DD EE FF GG HH II JJ KK LL MM NN OO PP QQ RR SS TT UU VV WW XX YY ZZ\$</code>

### 7.2.6 Logical

Symbol	Raw	Symbol	Raw	Symbol	Raw
$\wedge$	<code>\$and\$</code>	$\bigwedge$	<code>\$and.big\$</code>	$\&$	<code>\$amp\$</code>
$\vee$	<code>\$or\$</code>	$ $	<code>\$bar.v\$</code>	$*$	<code>\$ast.op\$</code>
$*$	<code>\$ast.basic\$</code>	$*$	<code>\$ast.low\$</code>	$\oplus$	<code>\$plus.circle\$</code>
$\oplus$	<code>\$plus.circle.big\$</code>				

### 7.2.7 Operators

Sym-bol	Raw	Sym-bol	Raw	Sym-bol	Raw
$\sin x$	<code>\$sin x\$</code>	$\cos x$	<code>\$cos x\$</code>	$\tan x$	<code>\$tan x\$</code>
$\arcsin x$	<code>\$arcsin x\$</code>	$\arccos x$	<code>\$arccos x\$</code>	$\arctan x$	<code>\$arctan x\$</code>
$\sinh x$	<code>\$sinh x\$</code>	$\cosh x$	<code>\$cosh x\$</code>	$\tanh x$	<code>\$tanh x\$</code>
$\arg x$	<code>\$arg x\$</code>	$\csc x$	<code>\$csc x\$</code>	$\deg x$	<code>\$deg x\$</code>
$\det x$	<code>\$det x\$</code>	$\dim x$	<code>\$dim x\$</code>	$\exp x$	<code>\$exp x\$</code>
$\text{mod } x$	<code>\$mod x\$</code>	$\inf x$	<code>\$inf x\$</code>	$\log x$	<code>\$log x\$</code>
$\lim x$	<code>\$lim x\$</code>	$\liminf x$	<code>\$liminf x\$</code>	$\limsup x$	<code>\$limsup x\$</code>
$\min x$	<code>\$min x\$</code>	$\max x$	<code>\$max x\$</code>	$\sup x$	<code>\$sup x\$</code>

### 7.2.8 Arrows

SymRaw	SymRaw	SymRaw
	<b>Arrows right</b>	
$\rightarrow$	<code>\$arrow.long\$</code>	$\mapsto$
$\mapsto$	<code>\$arrow.double\$</code>	$\implies$
$\mapsto$	<code>\$arrow.double.bar.long\$</code>	$\iff$
$\Rightarrow$	<code>\$arrow.filled\$</code>	$\dashrightarrow$
$\curvearrowright$	<code>\$arrow.squiggly\$</code>	$\looparrowright$
	<b>Arrows left</b>	

$\leftarrow$ <code>\$arrow.l\$</code>	$\longleftarrow$ <code>\$arrow.l.long\$</code>	$\bar{\leftarrow}$ <code>\$arrow.l.bar\$</code>
$\leftarrow\! $ <code>\$arrow.l.bar.long\$</code>	$\leftleftarrows$ <code>\$arrow.l.double\$</code>	$\longleftarrow\! $ <code>\$arrow.l.double.long\$</code>
$\Leftrightarrow$ <code>\$arrow.l.double.bar\$</code>	$\Leftrightarrow\! $ <code>\$arrow.l.double.bar.long\$</code>	$\longleftrightarrow$ <code>\$arrow.l.quad\$</code>
$\bar{\leftarrow}$ <code>\$arrow.l.stroked\$</code>	$\blackleftarrow$ <code>\$arrow.l.filled\$</code>	$\dashleftarrow$ <code>\$arrow.l.dashed\$</code>
$\curvearrowleft$ <code>\$arrow.l.curve\$</code>	$\squigarrowleft$ <code>\$arrow.l.squiggly\$</code>	$\looparrowleft$ <code>\$arrow.l.loop\$</code>

### Double Arrows Left Right

$\leftrightarrow$ <code>\$arrow.l.r\$</code>	$\nleftrightarrow$ <code>\$arrow.l.r.not\$</code>	$\longleftrightarrow$ <code>\$arrow.l.r.long\$</code>
$\rightleftarrows$ <code>\$arrow.l.r.double\$</code>	$\rightleftarrows\! $ <code>\$arrow.l.r.double.long\$</code>	$\nleftrightarrow\! $ <code>\$arrow.l.r.double.not\$</code>
$\bar{\leftrightarrow}$ <code>\$arrow.l.r.stroked\$</code>	$\blackleftrightarrow$ <code>\$arrow.l.r.filled\$</code>	$\curlyleftrightarrow$ <code>\$arrow.l.r.wave\$</code>

### Arrows Top

$\uparrow$ <code>\$arrow.t\$</code>	$\bar{\uparrow}$ <code>\$arrow.t.bar\$</code>	$\Uparrow$ <code>\$arrow.t.double\$</code>
$\Uparrow$ <code>\$arrow.t.triple\$</code>	$\Updownarrow$ <code>\$arrow.t.quad\$</code>	$\uparrow$ <code>\$arrow.t.stroked\$</code>
$\blackuparrow$ <code>\$arrow.t.filled\$</code>	$\dagger$ <code>\$arrow.t.dashed\$</code>	$\curvearrowright$ <code>\$arrow.t.curve\$</code>

### Arrows Bottom

$\downarrow$ <code>\$arrow.b\$</code>	$\bar{\downarrow}$ <code>\$arrow.b.bar\$</code>	$\Downarrow$ <code>\$arrow.b.double\$</code>
$\Downarrow$ <code>\$arrow.b.triple\$</code>	$\Downarrow$ <code>\$arrow.b.quad\$</code>	$\downarrow$ <code>\$arrow.b.stroked\$</code>
$\blackdownarrow$ <code>\$arrow.b.filled\$</code>	$\ddagger$ <code>\$arrow.b.dashed\$</code>	$\curvearrowleft$ <code>\$arrow.b.curve\$</code>

### Double Arrows Top Bottom

$\updownarrow$ <code>\$arrow.t.b\$</code>	$\Updownarrow$ <code>\$arrow.t.b.double\$</code>	$\bar{\updownarrow}$ <code>\$arrow.t.b.stroked\$</code>
$\blackupdownarrow$ <code>\$arrow.t.b.filled\$</code>		

### Arrows Diagonal Top Right

$\nearrow$ <code>\$arrow.tr\$</code>	$\blacknearrow$ <code>\$arrow.tr.double\$</code>	$\bar{\nearrow}$ <code>\$arrow.tr.stroked\$</code>
$\blacknearrow$ <code>\$arrow.tr.filled\$</code>	$\hookrightarrow$ <code>\$arrow.tr.hook\$</code>	

### Arrows Diagonal Bottom Right

$\searrow$ <code>\$arrow.br\$</code>	$\blacksearrow$ <code>\$arrow.br.double\$</code>	$\bar{\searrow}$ <code>\$arrow.br.stroked\$</code>
$\blacksearrow$ <code>\$arrow.br.filled\$</code>	$\hookrightarrow$ <code>\$arrow.br.hook\$</code>	

### Arrows Diagonal Bottom Left

$\swarrow$ <code>\$arrow.bl\$</code>	$\blackswarrow$ <code>\$arrow.bl.double\$</code>	$\bar{\swarrow}$ <code>\$arrow.bl.stroked\$</code>
$\blackswarrow$ <code>\$arrow.bl.filled\$</code>	$\hookrightarrow$ <code>\$arrow.bl.hook\$</code>	

### Arrows Diagonal Top Left

$\nwarrow$ <code>\$arrow.tl\$</code>	$\blacknwarrow$ <code>\$arrow.tl.double\$</code>	$\bar{\nwarrow}$ <code>\$arrow.tl.stroked\$</code>
$\blacknwarrow$ <code>\$arrow.tl.filled\$</code>	$\hookrightarrow$ <code>\$arrow.tl.hook\$</code>	

### Double Arrows Diagonal

$\nleftrightarrow$ <code>\$arrow.tl.br\$</code>	$\nleftrightarrow$ <code>\$arrow.tr.bl\$</code>
-------------------------------------------------	-------------------------------------------------

### Other Arrows

$\circlearrowright$ <code>\$arrow.cw\$</code>	$\curvearrowright$ <code>\$arrow.cw.half\$</code>	$\circlearrowleft$ <code>\$arrow.ccw\$</code>
-----------------------------------------------	---------------------------------------------------	-----------------------------------------------

↶ `$arrow.ccw.half$`

### 7.2.9 Angles

Symbol	Raw	Symbol	Raw	Symbol	Raw
∠	<code>\$angle\$</code>	∟	<code>\$angle.rev\$</code>	∠	<code>\$angle.acute\$</code>
∠	<code>\$angle.acute\$</code>	∠	<code>\$angle.arc\$</code>	∠	<code>\$angle.arc.rev\$</code>
∠	<code>\$angle.l\$</code>	∠	<code>\$angle.r\$</code>	∠	<code>\$angle.l.double\$</code>
∠	<code>\$angle.r.double\$</code>	∠	<code>\$angle.right\$</code>	∠	<code>\$angle.right.rev\$</code>
∠	<code>\$angle.right.arc\$</code>	∠	<code>\$angle.right.dot\$</code>	∠	<code>\$angle.right.sq\$</code>
∠	<code>\$angle.spheric\$</code>	∠	<code>\$angle.spheric.rev\$</code>	∠	<code>\$angle.spheric.top\$</code>

### 7.2.10 Cool Symbols

Symbol	Raw	Symbol	Raw	Symbol	Raw
@	<code>\$at\$</code>	%	<code>\$co\$</code>	©	<code>\$copyright\$</code>
Ⓗ	<code>\$copyright.sound\$</code>	°C	<code>\$degree.c\$</code>	€	<code>\$euro\$</code>
\$	<code>\$dollar\$</code>	£	<code>\$pound\$</code>	₩	<code>\$won\$</code>
¥	<code>\$yen\$</code>	฿	<code>\$bitcoin\$</code>	°F	<code>\$degree.f\$</code>
!	<code>\$excl\$</code>	¡	<code>\$excl.inv\$</code>	!!	<code>\$excl.double\$</code>
!?	<code>\$excl.quest\$</code>	↯	<code>\$arrow.zigzag\$</code>	⊕	<code>\$ast.circle\$</code>
⚙	<code>\$ast.triple\$</code>	χ	<code>\$chi\$</code>	☞	<code>\$floral\$</code>
♁	<code>\$maltese\$</code>	¶	<code>\$pilcrow\$</code>	ℏ	<code>\$planck\$</code>
♣	<code>\$suit.club\$</code>	♦	<code>\$suit.diamond\$</code>	♥	<code>\$suit.heart\$</code>
♠	<code>\$suit.spade\$</code>	△	<code>\$triangle.stroked.nested2\$</code>		

### 7.2.11 Style

Symbol	Raw	Symbol	Raw
ABC123	<code>\$sans(A B C 1 2 3)\$</code>	ℳ℄123	<code>\$frak(A B C 1 2 3)\$</code>
ABC123	<code>\$mono(A B C 1 2 3)\$</code>	ABC123	<code>\$bb(A B C 1 2 3)\$</code>
<i>ABC123</i>	<code>\$cal(A B C 1 2 3)\$</code>		

Symbol

Raw

$\sum_{i \in \mathbb{N}} 1 + i$

```
#show math.equation: set text(font: "Fira Math")
$sum_(i in NN) 1 + i$,
```

## 8 | Emoji Symbols

This is an incomplete list for all emoji goto [here](#)

If the emoji module is imported the **#emoji** can be removed

```
#import emoji: *
```

**Sym**

**Raw**

**Sym**

**Raw**

**#emoji.face**

```
#bibliography("../03-tail/bibliography.bib", style:"apa")
#bibliography("../03-tail/bibliography.bib", style:"chicago-author-date")
#bibliography("../03-tail/bibliography.bib", style:"chicago-notes")
#bibliography("../03-tail/bibliography.bib", style:"ieee")
#bibliography("../03-tail/bibliography.bib", style:"mla")
```

## Bibliography

- [1] P. Fettke, "State-of-the-Art Des State-of-the-Art," *Wirtschaftsinformatik*, pp. 257–266, 2006, doi: [10.1007/s11576-006-0057-3](https://doi.org/10.1007/s11576-006-0057-3).